

# Mobile Program Truck Visit Summary


 Location: Watertown

 Kids Served: 56

 Date: August 3-7, 2020

 Value of Dental Care: \$28,498

## Percentage Of Kids With Tooth Decay



**84** teeth with decay.

## The Kids' Oral Health\*

- 2** missed school because of dental pain in the last year.
  - 0** indicated tooth ache.
  - 0** visited an ER/Hospital because of dental pain in the last year.
  - 3** had never seen a dentist before.
- 39%** drink sweetened beverages daily.
  - 2%** use tobacco.
  - 84%** brush daily.

## Care Provided

Each child was provided a toothbrush, toothpaste, floss and a lesson on how to use them and better care for their teeth at home.

Diagnostic Procedures:

**98** | **\$4,165**

Exams, X-Rays

Preventive Procedures:

**381** | **\$15,914**

Cleaning, Sealants, Fluoride Varnish

Restorative Procedures:

**67** | **\$8,419**

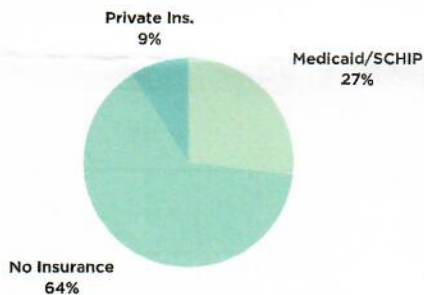
Cavity Fillings, Crowns, Extractions

## Sealants Placed

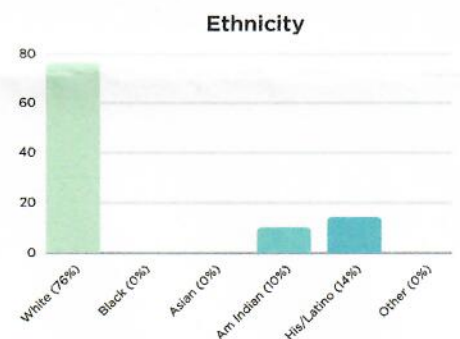
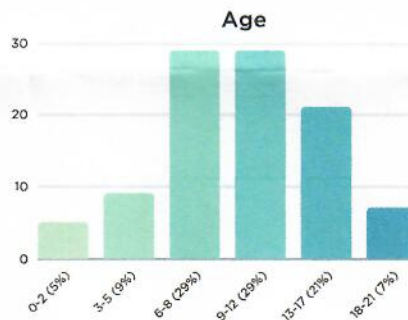


Dental sealants are thin coatings applied to molar (back) teeth to prevent cavities. Generally for kids age 6-13, sealants reduce the risk of tooth decay by up to 80% for several years.

## Benefits/Coverage



## Patient Demographics\*



## Household Income/Size\*

23% with income less than \$10,000 with an average of 4.4 children  
 15% with income between \$10,000-\$20,000 with an average of 1.7 children  
 12% with income between \$20,000-\$30,000 with an average of 2.0 children  
 50% with income more than \$30,000 with an average of 4.6 children

## Gender

 **45%** male  
 **55%** female

All data with \* was reported by parent/guardian on the Patient Information form.