

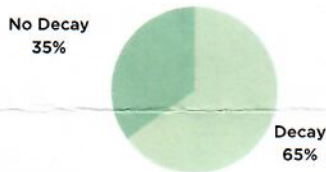


# Mobile Program Truck Visit Summary

 Location: Watertown  
 Date: June 6-17, 2022

 Kids Served: 106  
 Value of Dental Care: \$91,904

## Percentage Of Kids With Tooth Decay



312 teeth with decay.

## The Kids' Oral Health\*

- 3** missed school because of dental pain in the last year.
- 9** indicated tooth ache.
- 1** visited an ER/Hospital because of dental pain in the last year.
- 18** had never seen a dentist before.
- 67%** drink sweetened beverages daily.
- 0%** use tobacco.
- 86%** brush daily.

## Care Provided

Each child was provided a toothbrush, toothpaste, floss and a lesson on how to use them and better care for their teeth at home.

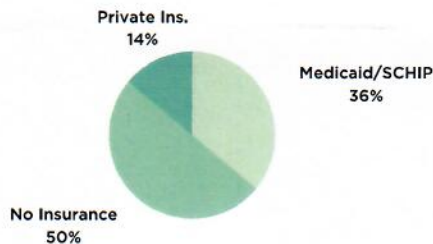
Diagnostic Procedures: <b>271   \$12,765</b> <small>Exams, X-Rays</small>	Preventive Procedures: <b>739   \$37,568</b> <small>Cleaning, Sealants, Fluoride Varnish</small>
Restorative Procedures: <b>278   \$41,571</b> <small>Cavity Fillings, Crowns, Extractions</small>	

## Sealants Placed

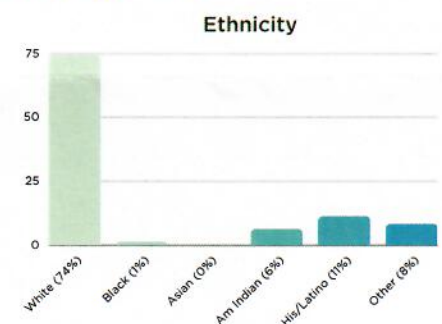
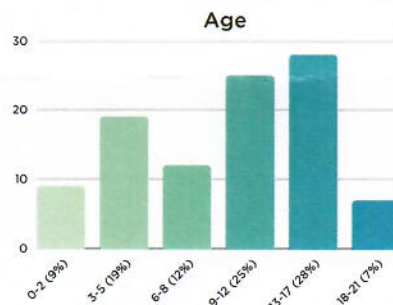


Dental sealants are thin coatings applied to molar (back) teeth to prevent cavities. Generally for kids age 6-13, sealants reduce the risk of tooth decay by up to 80% for several years.

## Benefits/Coverage



## Patient Demographics\*



## Household Income/Size\*

17% with income less than \$10,000 with an average of 3.3 children  
 12% with income between \$10,000-\$20,000 with an average of 2.5 children  
 17% with income between \$20,000-\$30,000 with an average of 3.1 children  
 54% with income more than \$30,000 with an average of 4.0 children

## Gender

 **49%** male  
 **51%** female

All data with \* was reported by parent/guardian on the Patient Information form.