

# Mobile Program Visit Summary

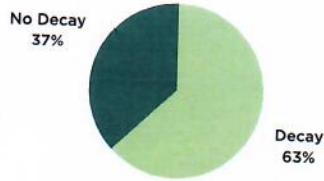
 Location: Watertown

 Kids Served: 49

 Date: June 10-14, 2019

 Value of Dental Care: \$33,839

## Percentage Of Kids With Tooth Decay



**130** teeth with decay.

## The Kids' Oral Health\*

- 2** missed school because of dental pain in the last year.
  - 4** indicated tooth ache.
  - 1** visited an ER/Hospital because of dental pain in the last year.
  - 10** had never seen a dentist before.
- 69%** drink sweetened beverages daily.
  - 0%** use tobacco.
  - 96%** brush daily.

## Care Provided

Each child was provided a toothbrush, toothpaste, floss and a lesson on how to use them and better care for their teeth at home.

Diagnostic Procedures:

**108 | \$4,816**

Exams, X-Rays

Preventive Procedures:

**243 | \$11,554**

Cleaning, Sealants, Fluoride Varnish

Restorative Procedures:

**110 | \$17,469**

Cavity Fillings, Crowns, Extractions

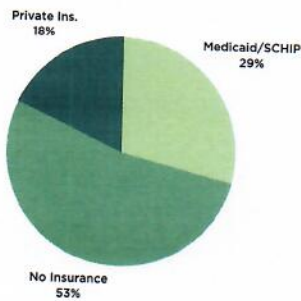
## Sealants Placed



**121**

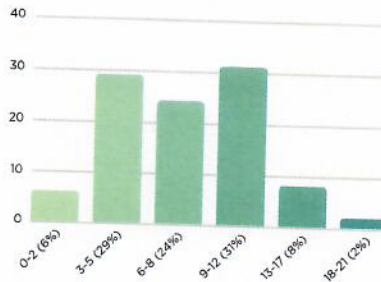
Dental sealants are thin coatings applied to molar (back) teeth to prevent cavities. Generally for kids age 6-13, sealants reduce the risk of tooth decay by up to 80% for several years.

## Benefits/Coverage

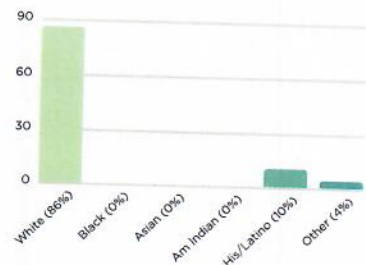


## Patient Demographics\*

### Age



### Ethnicity



## Household Income/Size\*

- 24% with income less than \$10,000 with an average of 2.8 children
- 4% with income between \$10,000-\$20,000 with an average of 1.0 children
- 29% with income between \$20,000-\$30,000 with an average of 2.2 children
- 43% with income more than \$30,000 with an average of 3.3 children

## Gender



**47%** male



**53%** female

All data with \* was reported by parent/guardian on the Patient Information form.